

Digital Video on Demand... At Your Command!

Did you know?

You have over 1,400 full-length videos and 12,000 digital video clips for your classroom curriculum available to you on the Internet NOW!

Use these short video clips to enhance your lessons.

There are topics for everyone - from science to math, health to history.

Check it out...


How do you access these clips?

1. Go to www.unitedstreaming.com

2. Enter the user name:

3. Enter the password:

4. Search by keyword, subject and grade, or curriculum standard.


5. To stream or view a video, click the  button (left click for PC).

6. To download a video clip...


NOTE: You Must Have

***Windows Media Player** to operate, available through the Online Help Section at www.unitedstreaming.com.

PC Users:

1. Hover your mouse over the  and right click.
2. Select "Save Target As..." or "Save Link As..." from the pop-up menu (depending on which browser you are using).
3. The next window that appears will ask you to save your video clip. You may give your video a different name. It is recommended you save the file extension (".asx" or ".asf"). Select or create a folder to save your video.
4. To play the downloaded video clip, navigate to find it in your folder and double click.
5. To view full screen while the video is playing...
Option 1: Go to "View">"Full Screen"
Option 2: Click your Alt tab and "Enter" at the same time
Option 3: Right click in the video window and scroll to "Full Screen"
Hit "Esc" when finished.

Macintosh Users:

1. Hover your mouse over the , click and hold.
2. Select "Download Link to Disk" or "Save Link As..." on Netscape (and in Netscape, save as a "source").
3. The next window that appears will ask you to save your video clip. You may give your video a different name. It is recommended you save the file extension (".asx" or ".asf"). Select or create a folder to save your video.
4. To play the downloaded video clip, navigate to find it in your folder and double click.
5. To view the video at full screen while the video is playing...
Option 1: Go to "View" and scroll to "Full Screen"
Option 2: Hit the "open apple" next to the space bar and the number "4" at the same time
Hit "Esc" when finished.



800-323-9084 (phone) | 847-328-6706 (fax)



united learning

1560 SHERMAN AVENUE | SUITE 100 | EVANSTON, IL 60201

 AGC Altschul Group Corporation

September, 2001